

HEAVY DUTY ø3.2mm



EDGE OFF EO1000

Disposable tool. A handy pocket clip is a standard feature of this tool.


Includes: S10 blade mounted in an 8mm painted hexagonal aluminum handle.














RAPID BURR RB1000

Steel housing for long life of handle. Blade is replaceable.

Includes: 12mm hexagonal painted handle and S10 Blade.



All blades below are made of H.S.S.. Hardness 62-64Rc except S100 Cobalt 65-67Rc

			Incl. angle (degrees)	Pkg. weight (grams)	Package quantity	Works best on
S10	BS1010		40	31	10	steel, aluminum and plastic
S10Tin	BS1012		40	31	10	abrasive material
S20	BS2010		60	33	10	brass and cast iron
S20 Tin	BS2012		60	33	10	stainless steel
S30	BS3010		40	31	10	both int. and ext. burrs
S35	BS3510		55	33	10	straight edges on most materials
S60	BS6001		40	9	1	cross holes in difficult to reach places
S100 Cobalt	BS1018		45	32	10	plastic and hard materials
S101	BK1010		40	29	10	fine edges on all materials
S150	BK3010		45	27	10	holes as small as 1.5mm Dia.
S202	BK2010		55	28	10	brass and cast iron fine edges

L/R - for left and right hand users.